

# VIPER LED ROADWAY LIGHTING

## Features

- ❖ Contributes to a 'Green' environment through power savings.
- ❖ Contemporary & Elegant Design
- ❖ 103 lu/w efficiency
- ❖ 2 sizes (VP-S and VP-L) offer TOTAL appearance in all applications.
- ❖ 9 wattages from 50W up thru 280W of LED efficiency.
- ❖ 6 lighting distributions puts light where it is needed, not wasted
- ❖ LifesSheilds™ thermal circuit protection insures optimum LED performance.
- ❖ 5 mounting options.




### REMOVABLE DOOR

The maintenance door is designed to not only swing down to allow access, but it is also capable of being completely removed allowing for uninhibited access to the mounted components and wiring.

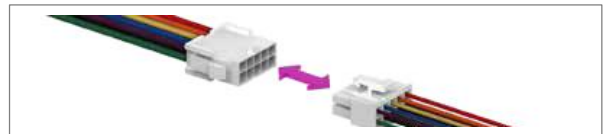


In addition to its cutting edge design, the Viper provides ease of installation and maintenance.




### HINGED ACCESS

The swing-down, hinged door (with tow screws) provides access to the drivers, photocell and terminal block. It allows for easy installation and hassle-free maintenance and component hardware replacement.



### QUICK DISCONNECT WIRING HARNESSSES

The swing-door, hinged door provides access to the drivers, photocell and terminal block. It allows for easy installation and hassle-free maintenance and component hardware replacement. It can also be removed and completely detached if necessary.



### PHOTOCELL (optional)

The optional photocell provides the ability for dusk-to-dawn control and communication when 'Smart' photocells are used.

DISTRIBUTED BY

**TRIO**  
**ENERGY**  
MORE POWER TO YOU.

### FOR YOUR ORDERS

Phone/Fax: +675 3234828

E-mail: [admin@trio-energy.com](mailto:admin@trio-energy.com)